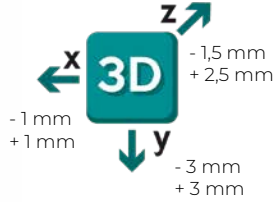




MAINTENANCEFREE

1432

230mm x 32mm
9-1/16" x 1-1/4"



MAIN FEATURES

- *Available in 12 different finishes
- Suitable for heavy doors of 38mm min. thickness
- Easy 3D adjustments
- Load capacity 474 lbs. (215 kg.)
- Improved mechanism with a fluid 180° opening
- Easy installation with symmetrical mortising for door and frame
- Manufactured in Zinc and Aluminum to resist oxidation
- Tested for minimum 200,000 opening / closing cycles.
- Manufactured in Italy

Color	Item	Description
	C1432SIL	3D Invisible Hinge 230 x 32mm Silver Painted
	C1432NK	3D Invisible Hinge 230 x 32mm Nickel Plated
	C1432BLK	3D Invisible Hinge 230 x 32mm Matte Black
	C1432SNI	3D Invisible Hinge 230 x 32mm Satin Nickel Plated

*Other finishes available upon request

MODEL	TECHNOLOGY	MATERIAL	DIMENSION L - W - D mm / Inches	MINIMUM DOOR THICKNESS mm / Inches	RANGE OF REVERSIBILITY mm / Inches	LOAD CAPACITY kg / lbs	
						2 hinge	3 hinge
1432	Concealed Hinge	Zinc & Aluminum	230 x 32 x 32mm 9-1/16" x 1-1/4" x 1-1/4"	38mm 1-1/2"	38 - 45mm 1-1/2" - 1-3/4"	180 kg 397 lbs	215 kg 474 lbs

2 HINGE LOAD CAPACITY CHART (lbs)

DOOR HEIGHT (inches)	27-9/16"	31-1/2"	35-7/16"	39-3/8"	43-5/16"	47-1/4"	51-3/16"
86-5/8"	397	397	388	331	293	269	
82-11/16"	397	397	357	309	278	256	
78-3/4"	397	397	331	291	265	245	
74-13/16"	397	397	362	309	276	251	236

3 HINGE LOAD CAPACITY CHART (lbs)

DOOR HEIGHT (inches)	27-9/16"	31-1/2"	35-7/16"	39-3/8"	43-5/16"	47-1/4"	51-3/16"
118-1/8"	474	474	474	474	474	474	474
114-3/16"	474	474	474	474	474	474	474
110-1/4"	474	474	474	474	474	474	443
106-5/16"	474	474	474	474	474	474	414
102-3/8"	474	474	474	474	474	450	395
98-7/16"	474	474	474	474	474	417	364
94-1/2"	474	474	474	474	456	388	344
90-9/16"	474	474	474	474	419	364	326
86-5/8"	474	474	474	463	388	342	311
82-11/16"	474	474	474	423	362	322	295
78-3/4"	474	474	474	388	337	304	282

DOOR WIDTH (inches)

4 HINGES SUGGESTED

Note: Manufacturing tolerance are based on metric dimensions.
Fractions are for reference only.





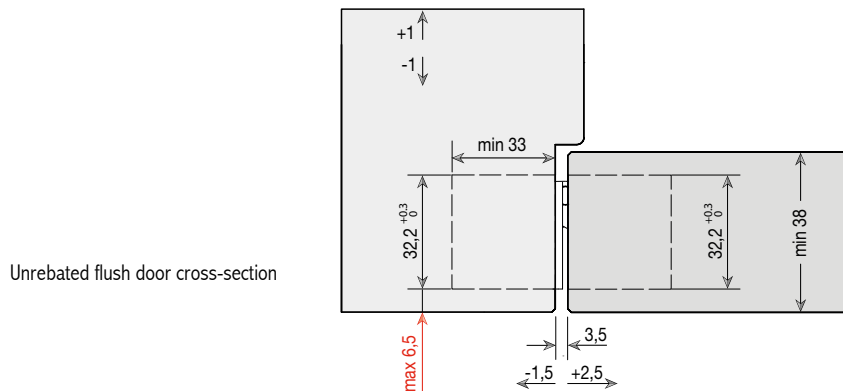
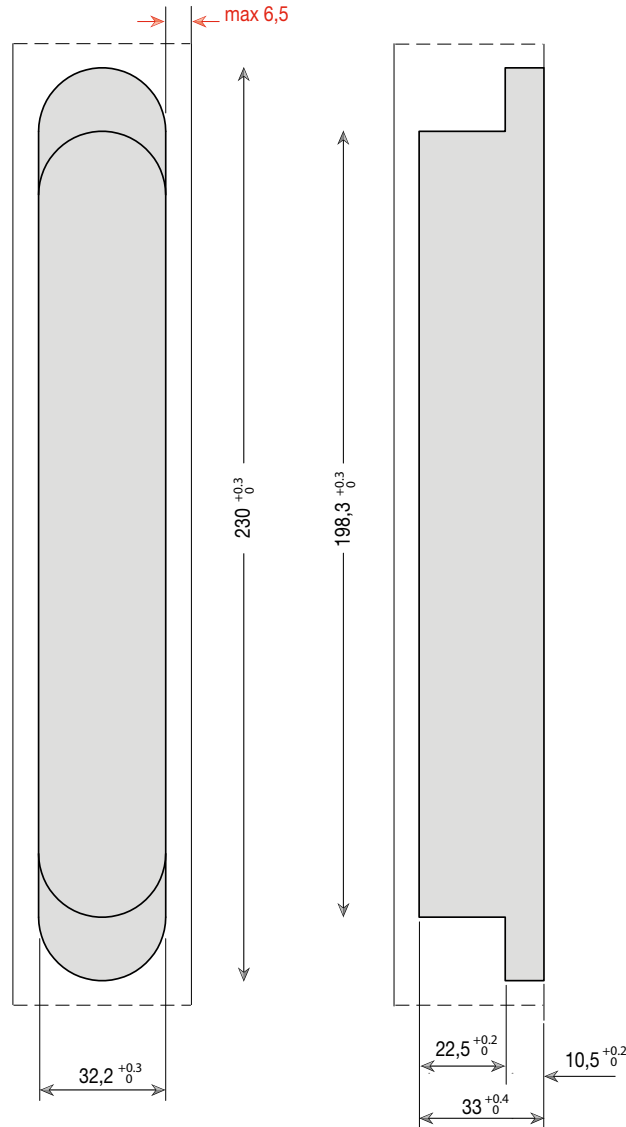
1432

230mm x 32mm
9-1/16" x 1-1/4"



MAINTENANCEFREE

SLOT ROUTING



Note: Manufacturing tolerance are based on metric dimensions.
Fractions are for reference only.

