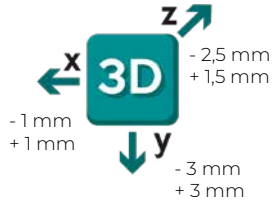




1430

128mm x 22mm
5-1/16" x 7/8"



MAIN FEATURES

- *Available in 12 different finishes
- Suitable for doors of 28mm min. thickness
- Easy 3D adjustments with one simple tool
- Load capacity 143 lbs. (65 kg.)
- Improved mechanism with a fluid 180° opening
- Easy installation with symmetrical mortising for door and frame
- Manufactured in Zinc to resist oxidation
- Tested for minimum 200,000 opening /closing cycles.
- Manufactured in Italy

Color	Item	Description
	C1430SIL	3D Invisible Hinge 128 x 22mm Silver Painted
	C1430NK	3D Invisible Hinge 128 x 22mm Nickel Plated
	C1430BLK	3D Invisible Hinge 128 x 22mm Matte Black
	C1430SNI	3D Invisible Hinge 128 x 22mm Satin Nickel Plated
	C1430BBR	3D Invisible Hinge 128 x 22mm Brushed Bronze

*Other finishes available upon request

MODEL	TECHNOLOGY	MATERIAL	DIMENSION L - W - D mm / Inches	MINIMUM DOOR THICKNESS mm / Inches	RANGE OF REVERSIBILITY mm / Inches	LOAD CAPACITY kg / lbs		FIREPROOF min.
						2 hinge	3 hinge	
1430	Concealed Hinge	Zinc	128 x 22 x 21mm 5-1/16" x 7/8" x 13/16"	28mm 1-1/8"	28 - 34mm 1-1/8" - 1-5/16"	50 kg 110 lbs	65 kg 143 lbs	EI-30'

2 HINGE LOAD CAPACITY CHART (lbs)

DOOR HEIGHT (inches)	27-9/16"	31-1/2"	35-7/16"	39-3/8"	43-5/16"	47-1/4"	51-3/16"
86-5/8"	110	110	110	108	90	82	75
82-11/16"	110	110	110	99	86	77	71
78-3/4"	110	110	110	90	79	73	68
74-13/16"	110	110	99	84	75	71	64

3 HINGE LOAD CAPACITY CHART (lbs)

DOOR HEIGHT (inches)	27-9/16"	31-1/2"	35-7/16"	39-3/8"	43-5/16"	47-1/4"	51-3/16"
118-1/8"	143	143	143	143	143	143	143
114-3/16"	143	143	143	143	143	143	143
110-1/4"	143	143	143	143	143	143	134
106-5/16"	143	143	143	143	143	143	126
102-3/8"	143	143	143	143	143	134	117
98-7/16"	143	143	143	143	143	126	110
94-1/2"	143	143	143	143	137	117	104
90-9/16"	143	143	143	143	126	110	99
86-5/8"	143	143	143	139	117	104	93
82-11/16"	143	143	143	128	108	97	88
78-3/4"	143	143	143	117	101	93	86

Note: Manufacturing tolerance are based on metric dimensions.
Fractions are for reference only.



CEAM[®]

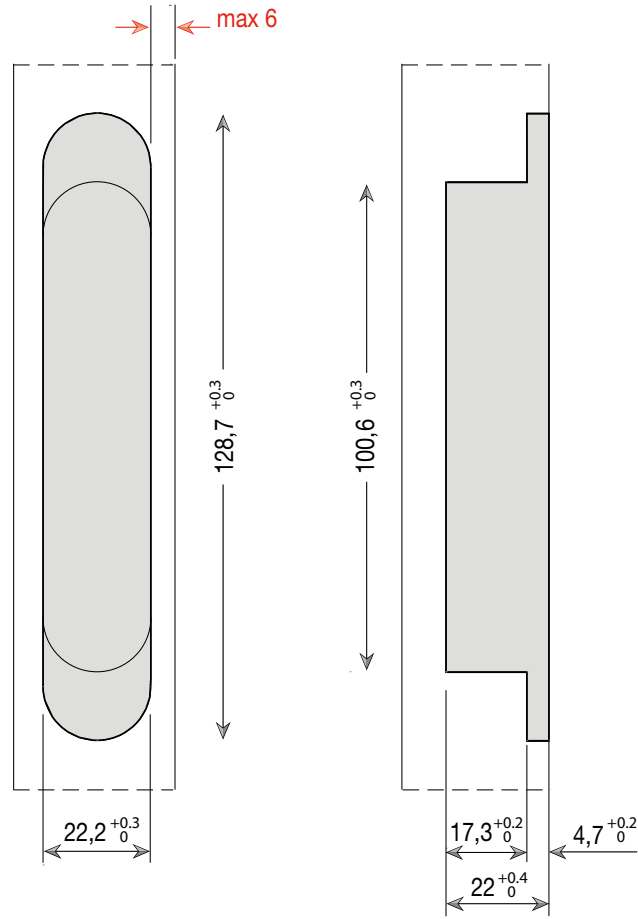
1430

128mm x 22mm
5-1/16" x 7/8"

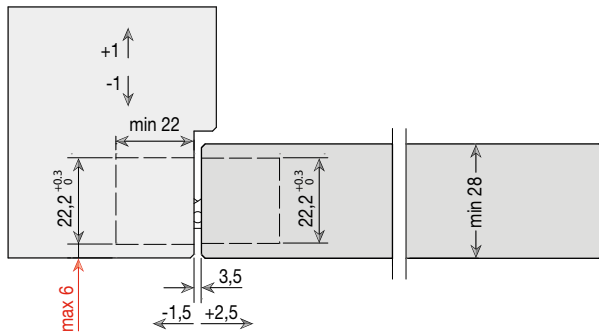
P M I
PETER MEIER INC

CE | **fireproof**
EN 1634-1
EI-30
MAINTENANCE**FREE**

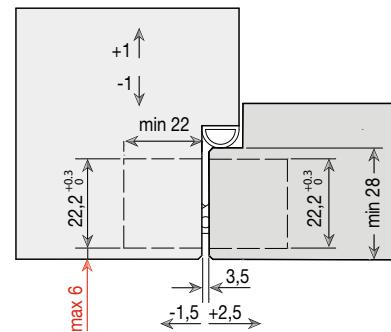
SLOT ROUTING



Unrebated flush door cross-section



Rebated flush door cross-section



Note: Manufacturing tolerance are based on metric dimensions.
Fractions are for reference only.

made in italy