

# *TABLE BASES*





Our Table Bases are available in Table and Bar heights and most can be cut to any custom height for a small fee. These bases are strong and durable, made of either Cast Iron, Stainless Steel or Aluminum.

Most bases can be shipped via UPS or in large quantities via LTL carrier. All bases are easily assembled for indoor use and not recommended for outdoor applications.

Ask about our new 'Labor Saver' options for even quicker assembly time.

## TABLE BASES

### Stainless Steel

Our Stainless Steel bases are available in various Brushed and Polished finishes.

#304 Food Grade and #201 Stainless Steel items are available.

See the style's description for more details.

### Aluminum

Available in a Brushed finish.

### Cast Iron

Cast Iron bases are available in a Black Matte Wrinkle finish, Black Semi-gloss and Chrome finishes.

## TABLE OF CONTENTS

02 PRODUCT INFORMATION

---

07 ALUMINUM

---

12 ORNAMENTAL

---

14 ACCESSORIES

---

04 STAINLESS STEEL

---

08 CAST IRON

---

13 DECORATIVE / CHROME

---

16 LABOR SAVER

---



## 4008 - SS BOLT DOWN

Page 4

### CONTACT INFO

1255 South Park Dr,  
Kernersville, NC 27284 USA  
Tel. 336-996-7774  
Fax 336-996-1812

E-mail: [info@petermeier.com](mailto:info@petermeier.com)

[www.PeterMeier.com](http://www.PeterMeier.com)

## 4000 SERIES - TURIN LINE

- Round base
- #304 Stainless Steel
- Brushed finish
- For indoor and outdoor applications
- Table and Bar height available
- Counter height available for bolt down units only
- Custom cut is possible for standard and bolt down units
- PMI suggests the use of lead or steel anchor Inserts to fasten the bolt down units to the floor (Included)



(Table Height) Description	Item Number	Base Spread	Top Plate	Column Diameter	Overall Height	Max Top Size	Packed
Table Base 17", Round	4017-28-SS	17"	12" Square	3"	28-1/2"	30" x 30"	1 Base
Table Base 22", Round	4022-28-SS	22"	12" Square	3"	28-1/2"	36" x 36"	1 Base
Table Base 30", Round	4030-28-SS *	30"	15" Square	3"	28-1/2"	54" Round	1 Base

\* These Units are not UPSable

(Bar Height) Description	Item Number	Base Spread	Top Plate	Column Diameter	Overall Height	Max Top Size	Packed
Table Base 17", Round	4017-43-SS	17"	12" Square	3"	40-1/4"	30" x 30"	1 Base
Table Base 22", Round	4022-43-SS	22"	12" Square	3"	40-1/4"	36" x 36"	1 Base
Table Base 30", Round	4030-43-SS *	30"	15" Square	3"	40-1/4"	54" Round	1 Base

\* These Units are not UPSable

## 4000 SERIES - BOLT DOWN



Description	Item Number	Base Spread	Top Plate	Column Diameter	Overall Height	Max Top Size	Packed
Table Base 8", Round, Bolt Down	4008-28-SS	8"	12" Square	3"	28-3/8"	24" x 24"	1 Base
Table Base 8", Round, Bolt Down	4008-34-SS	8"	12" Square	3"	34-1/2"	24" x 24"	1 Base
Table Base 8", Round, Bolt Down	4008-43-SS	8"	12" Square	3"	40-1/8"	24" x 24"	1 Base

### 5000 SERIES - VERONA LINE

- Square base
- With a round column
- #304 Stainless Steel
- Brushed finish
- For indoor and outdoor applications
- Table and Bar height available
- Custom cut is possible for this style



(Table Height) Description	Item Number	Base Spread	Top Plate	Column Diameter	Overall Height	Max Top Size	Packed
Table Base 17", Square	5017-28-SS	17"	12" Square	3"	28-1/2"	24" x 24"	1 Base
Table Base 22", Square	5022-28-SS	22"	12" Square	3"	28-1/2"	30" x 30"	1 Base
Table Base 30", Square	5030-28-SS *	29"	15" Square	3"	28-1/2"	42" x 42"	1 Base
Table Base 16" x 28", Rectangular	50RE-28-SS *	16" x 28"	12" Square (x2)	3" (x2)	28-1/2"	36" x 42"	1 Base

\* These Units are not UPSable

(Bar Height) Description	Item Number	Base Spread	Top Plate	Column Diameter	Overall Height	Max Top Size	Packed
Table Base 17", Square	5017-43-SS	17"	12" Square	3"	40-1/4"	24" x 24"	1 Base
Table Base 22", Square	5022-43-SS	22"	12" Square	3"	40-1/4"	30" x 30"	1 Base
Table Base 30", Square	5030-43-SS *	29"	15" Square	3"	40-1/4"	42" x 42"	1 Base
Table Base 16" x 28", Rectangular	50RE-43-SS *	16" x 28"	12" Square (x2)	3" (x2)	40-1/4"	36" x 42"	1 Base

\* These Units are not UPSable

### 5000 SERIES - VERONA LINE

- Square base
- With a square column
- #304 Stainless Steel
- Brushed finish
- For indoor and outdoor applications
- Table and Bar height available
- Custom cut is possible for this style



(Table Height) Description	Item Number	Base Spread	Top Plate	Column Width	Overall Height	Max Top Size	Packed
Table Base 17", Square	5017-28-SS-SQ	17"	12" Square	3"	28-1/2"	24" x 24"	1 Base
Table Base 22", Square	5022-28-SS-SQ	22"	12" Square	3"	28-1/2"	30" x 30"	1 Base
Table Base 30", Square	5030-28-SS-SQ *	29"	15" Square	3"	28-1/2"	42" x 42"	1 Base
Table Base 16" x 28", Rectangular	50RE-28-SS-SQ *	16" x 28"	12" Square (x2)	3" (x2)	28-1/2"	36" x 42"	1 Base

\* These Units are not UPSable

(Bar Height) Description	Item Number	Base Spread	Top Plate	Column Width	Overall Height	Max Top Size	Packed
Table Base 17", Square	5017-43-SS-SQ	17"	12" Square	3"	40-1/4"	24" x 24"	1 Base
Table Base 22", Square	5022-43-SS-SQ	22"	12" Square	3"	40-1/4"	30" x 30"	1 Base
Table Base 30", Square	5030-43-SS-SQ *	29"	15" Square	3"	40-1/4"	42" x 42"	1 Base
Table Base 16" x 28", Rectangular	50RE-43-SS-SQ *	16" x 28"	12" Square (x2)	3" (x2)	40-1/4"	36" x 42"	1 Base

\* These Units are not UPSable

## 700 SERIES - ADJUSTABLE LINE

- Round base
- #201 Stainless Steel
- Brushed base plate with polished column finish
- Black Matte finish available June 2019
- For indoor applications only
- Easy adjustable pneumatic foot pedal
- Manual column lock mechanism
- Table and Bar height all-in-1
- This series cannot be cut down due to the pneumatic mechanism



Description	Item Number	Base Spread	Top Plate	Column Diameter	Height Adjustment	Finish	Max Top Size	Packed
Round Lift Base, 21"	792-0519-ST	21"	10" Square	2-3/8"	29-1/2" - 43-1/2"	Brushed SS	36" x 36"	1 Base
Round Lift Base, 21"	792-0519-MT *	21"	10" Square	2-3/8"	29-1/2" - 43-1/2"	Matte Black SS	36" x 36"	1 Base

\* Black Matte finish available June 2019

## 7000 SERIES - RAVENNA LINE

- 4/5 leg Prong bases
- #304 Stainless Steel
- Brushed finish
- For indoor and outdoor applications
- Custom cut is possible for this style



Description	Item Number	Base Spread	Top Plate	Column Diameter	Overall Height	Max Top Size	Packed
Table Base 25" x 25", 4-leg, Prong	7425-28-SS	25"	12" Square	3"	28-1/2"	30" x 30"	1 Base
Table Base 25", 5-leg, Prong	7525-28-SS	25"	12" Square	3"	28-1/2"	36" x 36"	1 Base

## 2200 SERIES - TRAPANI LINE

- 3/4 leg Prong bases
- Aluminum
- Brushed finish
- For indoor applications only
- Table and Bar height available
- Custom cut is possible for this style



(Table Height) Description	Item Number	Base Spread	Top Plate	Column Diameter	Overall Height	Max Top Size	Packed
Table Base 24", 3-leg, Prong	2224-29-AL	24"	19" Spider	2-1/2"	28-1/2"	24" x 24"	1 Base
Table Base 26" x 26", 4-leg, Prong	2226-29-AL	26"	19" Spider	2-1/2"	28-1/2"	36" x 36"	1 Base

(Bar Height) Description	Item Number	Base Spread	Top Plate	Column Diameter	Overall Height	Max Top Size	Packed
Table Base 24", 3-leg, Prong	2224-43-AL	24"	19" Spider	2-1/2"	42-1/2"	24" x 24"	1 Base
Table Base 26" x 26", 4-leg, Prong	2226-43-AL	26"	19" Spider	2-1/2"	42-1/2"	36" x 36"	1 Base

## 6000 SERIES - TRUMPET LINE

- Round Trumpet base
- Aluminum
- Brushed finish
- For indoor applications only
- Table and Bar height available
- Custom cut is possible for this style, but requires an extra welding charge for the internal tab.



(Table Height) Description	Item Number	Base Spread	Top Plate	Column Diameter	Overall Height	Max Top Size	Packed
Table Base 20", Trumpet	6020-28-AL	20"	12" Square	3"	28-5/8"	24" x 24"	1 Base
Table Base 22", Trumpet	6022-28-AL	22"	12" Square	3"	28-5/8"	36" x 36"	1 Base

(Bar Height) Description	Item Number	Base Spread	Top Plate	Column Diameter	Overall Height	Max Top Size	Packed
Table Base 20", Trumpet	6020-43-AL	20"	12" Square	3"	40-1/2"	24" x 24"	1 Base
Table Base 22", Trumpet	6022-43-AL	22"	12" Square	3"	40-1/2"	36" x 36"	1 Base

# Cast Iron - Matte Black

## 3000 SERIES - ROUND DOME STYLE

- Round base
- Dome profile
- Cast Iron
- Black Matte Wrinkle finish
- For indoor applications only
- Table and Bar height available
- Custom cut is possible for this style



(Table Height) Description	Item Number	Base Spread	Top Plate	Column Diameter	Overall Height	Max Top Size	Packed
Table Base 17" Round	3017-29-MT	17"	9" Spider	3"	28"	24" x 24"	1 Base
Table Base 18" Round	3018-29-MT	18"	9" Spider	3"	28-1/4"	24" x 24"	1 Base
Table Base 22" Round	3022-29-MT	22"	9" Spider	3"	28-1/4"	36" x 36"	1 Base
Table Base 22" Round	3022-29-MT-4	22"	14" Spider	4"	28-1/4"	36" x 36"	1 Base
Table Base 26" Round	3026-29-MT	26"	14" Spider	4"	28-1/4"	42" Round	1 Base
Table Base 28" Round	3028-29-MT	28"	14" Spider	4"	28-1/4"	60" Round	1 Base
Table Base 30" Round	3030-29-MT	30"	14" Spider	4"	28-1/4"	60" Round	1 Base

(Bar Height) Description	Item Number	Base Spread	Top Plate	Column Diameter	Overall Height	Max Top Size	Packed
Table Base 17" Round	3017-41-MT	17"	9" Spider	3"	40"	24" x 24"	1 Base
Table Base 18" Round	3018-41-MT	18"	9" Spider	3"	40-1/4"	24" x 24"	1 Base
Table Base 22" Round	3022-41-MT	22"	9" Spider	3"	40-1/4"	36" x 36"	1 Base
Table Base 22" Round	3022-41-MT-4	22"	14" Spider	4"	40-1/4"	36" x 36"	1 Base
Table Base 22" Round, w/ Foot Ring	3022-41-MT-FR	22"	9" Spider	3"	40-1/4"	36" x 36"	1 Base
Table Base 26" Round	3026-41-MT	26"	14" Spider	4"	40-1/4"	42" Round	1 Base
Table Base 28" Round	3028-41-MT	28"	14" Spider	4"	40-1/4"	60" Round	1 Base
Table Base 30" Round	3030-41-MT	30"	14" Spider	4"	40-1/4"	60" Round	1 Base

## 3000 SERIES - BOLT DOWN

- PMI suggests the use of lead or steel anchor inserts to fasten the bolt down units to the floor (Not Included)

Bolt Down Cover



Description	Item Number	Base Spread	Top Plate	Column Diameter	Overall Height	Max Top Size	Packed
Table Base 8", Round, Bolt Down	3008-28-MT	8"	9-3/4" Square	3"	28"	24" x 24"	1 Base
Table Base 8", Round, Bolt Down	3008-43-MT	8"	9-3/4" Square	3"	40-3/4"	24" x 24"	1 Base



### 3300 SERIES - ROUND FLAT STYLE

- Round base
- Flat profile
- Cast Iron
- Black Matte Wrinkle finish
- For indoor applications only
- Table and Bar height available
- Custom cut is possible for this style



(Table Height) Description	Item Number	Base Spread	Top Plate	Column Diameter	Overall Height	Max Top Size	Packed
Table Base 18" Round	3318-29-MT	18"	9" Spider	3"	28-1/8"	24" x 24"	1 Base
Table Base 22" Round	3322-29-MT	22"	9" Spider	3"	28"	36" x 36"	1 Base
Table Base 22" Round	3322-29-MT-4	22"	14" Spider	4"	28"	36" x 36"	1 Base
Table Base 26" Round	3326-29-MT	26"	14" Spider	4"	27-7/8"	42" Round	1 Base
Table Base 30" Round	3330-29-MT	30"	14" Spider	4"	27-7/8"	60" Round	1 Base

(Bar Height) Description	Item Number	Base Spread	Top Plate	Column Diameter	Overall Height	Max Top Size	Packed
Table Base 18" Round	3318-41-MT	18"	9" Spider	3"	40-1/8"	24" x 24"	1 Base
Table Base 22" Round	3322-41-MT	22"	9" Spider	3"	40"	36" x 36"	1 Base
Table Base 22" Round	3322-41-MT-4	22"	14" Spider	4"	40"	36" x 36"	1 Base
Table Base 22" Round w/ Foot Ring	3322-41-MT-FR	22"	9" Spider	3"	40"	36" x 36"	1 Base
Table Base 26" Round	3326-41-MT	26"	14" Spider	4"	39-7/8"	42" Round	1 Base
Table Base 30" Round	3330-41-MT	30"	14" Spider	4"	39-7/8"	60" Round	1 Base

### 2100 SERIES - ARC LINE

- Arc bases
- Cast Iron
- Black Matte Wrinkle finish
- For indoor applications only
- Custom cut is possible for this style



End Table Style

3-Leg

4-Leg

Description	Item Number	Base Spread	Top Plate	Column Diameter	Overall Height	Max Top Size	Packed
Table Base 3" x 24", Arc, End	2101-29-MT	3" x 24"	14" Spider	3"	28-15/16"	36" x 48" with 2 bases	1 Base
Table Base 24", Arc, 3-leg	2102-29-MT	24" (3 legs)	14" Spider	3"	29-3/16"	30" x 32"	1 Base
Table Base 24" x 24", Arc, 4-leg	2124-29-MT	24" x 24"	14" Spider	3"	29-3/16"	36" x 36"	1 Base

# Cast Iron - Matte Black

## 2000 SERIES - STYLE X LINE

- Style X bases
- Cast Iron
- Black Matte Wrinkle finish
- For indoor applications only
- Table and Bar height available
- Custom cut is possible for this style

End Table Style



Style X



(Table Height) Description	Item Number	Base Spread	Top Plate	Column Diameter	Overall Height	Max Top Size	Packed
Table Base 5" x 22" End Style	2001-28-MT	5" x 22"	9" Spider	3"	28-1/8"	32" x 48" with 2 bases	1 Base
Table Base 5" x 30" End Style	2003-28-MT	5" x 30"	9" Spider	3"	28-1/8"	36" x 42" with 2 bases	1 Base
Table Base 22" x 30", Style X	2002-28-MT	22" x 30"	9" Spider	3"	28-1/4"	30" x 42"	1 Base
Table Base 24" x 30", Style X	2004-28-MT	24" X 30"	9" Spider	3"	28-1/8"	36" x 42"	1 Base
Table Base 22" x 22", Style X	2022-28-MT	22" x 22"	9" Spider	3"	28-1/8"	30" x 30"	1 Base
Table Base 30" x 30", Style X	2030-28-MT	30" x 30"	9" Spider	3"	28-1/4"	36" x 36"	1 Base
Table Base 33" x 33", Style X	2033-28-MT	33" x 33"	14" Spider	3"	28-1/8"	40" x 40"	1 Base
Table Base 36" x 36", Style X	2036-28-MT	36" x 36"	14" Spider	4"	28"	54" x 54"	1 Base
Table Base 40" x 40", Style X	2040-28-MT	40" x 40"	24" Spider	4"	28"	60" Round	1 Base



(Bar Height) Description	Item Number	Base Spread	Top Plate	Column Diameter	Overall Height	Max Top Size	Packed
Table Base 5" x 22" End Style	2001-40-MT	5" x 22"	9" Spider	3"	40-1/8"	32" x 48" with 2 bases	1 Base
Table Base 5" x 30" End Style	2003-40-MT	5" x 30"	9" Spider	3"	40-1/8"	36" x 48" with 2 bases	1 Base
Table Base 22" x 30", Style X	2002-40-MT	22" x 30"	9" Spider	3"	40-1/4"	30" x 42"	1 Base
Table Base 24" x 30", Style X	2004-40-MT	24" X 30"	9" Spider	3"	40-1/8"	36" x 42"	1 Base
Table Base 22" x 22", Style X	2022-40-MT	22" x 22"	9" Spider	3"	40-1/8"	30" x 30"	1 Base
Table Base 30" x 30", Style X	2030-40-MT	30" x 30"	9" Spider	3"	40-1/4"	36" x 36"	1 Base
Table Base 33" x 33", Style X	2033-40-MT	33" x 33"	14" Spider	3"	40-1/8"	40" x 40"	1 Base
Table Base 36" x 36", Style X	2036-40-MT	36" x 36"	14" Spider	4"	40"	54" x 54"	1 Base
Table Base 40" x 40", Style X	2040-40-MT	40" x 40"	24" Spider	4"	40"	60" Round	1 Base

### 3100 SERIES - SUN LINE

- Sun bases
- Cast Iron
- Black Matte Wrinkle finish
- For indoor applications only
- Table and Bar height available
- Custom cut is possible for this style



(Table Height) Description	Item Number	Base Spread	Top Plate	Column Diameter	Overall Height	Max Top Size	Packed
Table Base 17" Sun	3118-29-MT	17"	9" Spider	3"	28-5/8"	24" x 24"	1 Base
Table Base 22" Sun	3122-29-MT	22"	9" Spider	3"	29-1/4"	36" x 36"	1 Base
Table Base 28" Sun	3128-29-MT	28"	14" Spider	3"	28-1/2"	42" x 42"	1 Base

(Bar Height) Description	Item Number	Base Spread	Top Plate	Column Diameter	Overall Height	Max Top Size	Packed
Table Base 17" Sun	3118-41-MT	17"	9" Spider	3"	40-5/8"	24" x 24"	1 Base
Table Base 22" Sun	3122-41-MT	22"	9" Spider	3"	41-1/4"	36" x 36"	1 Base
Table Base 28" Sun	3128-41-MT	28"	14" Spider	3"	40-1/2"	42" x 42"	1 Base

### 3200 SERIES - RADIANT LINE

- Radiant bases
- Cast Iron
- Black Semi-gloss finish
- For indoor applications only
- Table and Bar height available
- This series cannot be cut down



(Table Height) Description	Item Number	Base Spread	Top Plate	Column Diameter	Overall Height	Max Top Size	Packed
Table Base 17" Radiant	3217-29-MT	17"	12" Square	3"	28-7/8"	24" x 24"	1 Base
Table Base 22" Radiant	3222-29-MT	22"	12" Square	3"	29"	36" x 36"	1 Base

(Bar Height) Description	Item Number	Base Spread	Top Plate	Column Diameter	Overall Height	Max Top Size	Packed
Table Base 17" Radiant	3217-41-MT	17"	12" Square	3"	40-7/8"	24" x 24"	1 Base
Table Base 22" Radiant	3222-41-MT	22"	12" Square	3"	41"	36" x 36"	1 Base

## ORNAMENTAL LINE

- Ornamental Cast Iron
- Semi-gloss black finish
- Attractive and beautiful design
- For indoor applications only
- This series cannot be cut down due to the Ornamental column



16"



24"



17"



24"

(Table Height) Description	Item Number	Base Spread	Top Plate	Overall Height	Max Top Size	Packed
Table Base 16" Round, Ornamental	B1C5-29-MT-16	16"	15" Spider	28-3/8"	24" x 24"	1 Base
Table Base 24" Round, Ornamental	B1C5-29-MT-24 *	24"	15" Spider	28-3/8"	36" x 36"	1 Base
Table Base 17" x 17" Ornamental	B6C6-29-MT	17" x 17"	9" Spider	27-1/2"	24" x 24"	1 Base
Table Base 24" x 24" Ornamental	B8C5-29-MT	24" x 24"	15" Spider	28-15/16"	48" Round	1 Base

\* These Units are not UPSable



(Bar Height) Description	Item Number	Base Spread	Top Plate	Overall Height	Max Top Size	Packed
Table Base 24" x 24" Ornamental	B8C5-40-MT	24" x 24"	15" Spider	41"	48" Round	1 Base

### 1000 SERIES - DECORATIVE LINE

- Decorative 3 or 4 leg bases
- Cast Iron
- Black Matte Wrinkle finish
- For indoor applications only
- This series cannot be cut down due to the decorative column



1022-29-MT

1026-29-MT

1032-29-MT

Description	Item Number	Base Spread	Top Plate	Column Diameter	Overall Height	Max Top Size	Packed
Table Base 22", Decorative, 3-leg	1022-29-MT	22" (3 legs)	13" Spider	3"	27-3/4"	30" x 32"	1 Base
Table Base 26", Decorative, 3-leg	1026-29-MT	26" (3 legs)	13" Spider	3"	27-3/4"	36" x 36"	1 Base
Table Base 32" x 32" Decorative, 4-leg	1032-29-MT	32" x 32"	15" Spider	4"	28"	48" Round	1 Base

### 2000 SERIES - STYLE X CHROME LINE

- Style X bases
- Cast Iron
- Chrome finish
- For indoor applications only
- Table and Bar height available
- This series cannot be cut down due to the chrome plating



(Table Height) Description	Item Number	Base Spread	Top Plate	Column Diameter	Overall Height	Max Top Size	Packed
Table Base 5" x 22" End Style	2001-28-CH	5" x 22"	9" Spider	3"	28-1/8"	32" x 48" with 2 bases	1 Base
Table Base 22" x 22", Style X	2022-28-CH	22" x 22"	9" Spider	3"	28-1/8"	30" x 30"	1 Base
Table Base 22" x 30", Style X	2002-28-CH	22" x 30"	9" Spider	3"	28-1/4"	30" x 42"	1 Base
Table Base 30" x 30", Style X	2030-28-CH	30" x 30"	9" Spider	3"	28-1/4"	36" x 36"	1 Base

(Bar Height) Description	Item Number	Base Spread	Top Plate	Column Diameter	Overall Height	Max Top Size	Packed
Table Base 5" x 22" End Style	2001-40-CH	5" x 22"	9" Spider	3"	40-1/8"	32" x 48" with 2 bases	1 Base
Table Base 22" x 22", Style X	2022-40-CH	22" x 22"	9" Spider	3"	40-1/8"	30" x 30"	1 Base
Table Base 30" x 30", Style X	2030-40-CH	30" x 30"	9" Spider	3"	40-1/4"	36" x 36"	1 Base

## TABLE SHOX

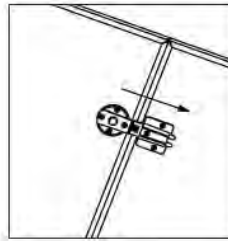
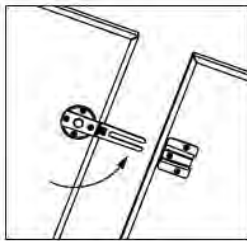

- Self leveling adjustment for table bases
- 400 lbs. load capacity per set of 4
- Auto-adjusts up to 5/16"
- Preferably for Style X Cast Iron bases



Description	Item Number	Dimensions	Finish	Packed
Table Shox	TS1-52-1/4-20	1/4" - 20 thread	Black ABS with Zinc	4 per Box

## CLICK CATCH TABLE TOP CONNECTOR

- Interlocking mechanism.
- Lets you join 2 table tops or flat panels together with a flush seam.
- Bracket can be sold separately to use in multiple connecting positions.



Description	Item Number	Diameter	Finish	Packed
Click Catch Table Top Connector (Latch & Bracket)	02.2403.140	5-7/8" (L= 150mm)	Zinc Plated	1 Each
Click Catch Attachment (Bracket Only)	02.2403.130	-	-	1 Each

## CONNY TABLE TOP CONNECTOR

- Interlocking mechanism
- Lets you join 2 table tops or flat panels together with a flush seam
- 3 1/2" Diameter
- Set of 2 makes 1 complete connection
- Packed 50 bags per box
- Screws are not included



Description	Item Number	Diameter	Finish	Packed
Conny Table Top Connector	812-02-NY	3-1/2"	Zinc Die-Cast	1 Complete Set

## CANTILEVERS

- For booth applications without sacrificing leg room
- Wall mounted
- Black powder coat finish
- Tops in excess of the suggested top size should be supported additionally with our 380-7S-02 slim table leg at the end, to create additional stability.



Description	Item Number	Size	Max Top Length	Packed
Cantilever	CA1621	18" x 16" x 21"	24" - 30"	1 Each
Cantilever	CA1633	18" x 16" x 33"	36" - 48"	1 Each

## FOOT RINGS

- Foot rings available to compliment both our Cast Iron and Stainless Steel table bases.
- Simple to install
- All mounting hardware included



Description	Item Number	Diameter	Finish	Packed
Foot Ring for Cast Iron Columns, 3"	FOOTRING-3-CAST	19"	Black Matte	1 Each
Foot Ring for Cast Iron Columns, 4"	FOOTRING-4-CAST	19"	Black Matte	1 Each
Foot Ring for Stainless Steel Columns, 3"	FOOTRING STAINLESS	10" X 12"	Stainless Steel	1 Each

## GLASS TABLE TOP ADAPTERS

- Glass adapter for Stainless Steel bases
- 12mm Thread
- For Stainless Steel bases only



Description	Item Number	Diameter	Finish	Packed
Glass Table Top Adapter 90mm	GLASS-3-SS	90mm (3-1/2")	Stainless Steel	1 Each
Glass Table Top Adapter 220mm	GLASS-8-SS	220mm (8-2/3")	Stainless Steel	1 Each

## PURSE RING

- Keeps purses off the floor and safe under the table
- Made for 3" Columns
- For Cast Iron bases only



Description	Item Number	Diameter	Finish	Packed
Purse Ring for 3" Columns, w/ 4 Hooks	PR-3-MT	3" Diameter	Black Matte	1 Each

# Labor Saver System

## LABOR SAVER SYSTEM

- Special concept designed for expedited job assembly in hospitality applications
- Column, Rod and Spider are welded together to make your installation quick and easy
- All Items can be shipped directly to your job site
- Available in Cast Iron only

### GET YOUR TABLE BASE IN 3 EASY STEPS

- 1 CHOOSE YOUR COLUMN HEIGHT AND DIAMETER
- 2 CHOOSE YOUR BASE PLATE STYLE AND SPREAD SIZE

✉ AND E-MAIL US AT [ORDERS@PETERMEIER.COM](mailto:ORDERS@PETERMEIER.COM) TO PLACE YOUR ORDER




## BOLT DOWN LABOR SAVER

Description	Item Number	Top Plate	Column Diameter	Overall Height	Packed
Labor Saver 3" Column / 10" Plate / Bar Ht. (Bolt Down)	LS-3-BAR-2	9-3/4" Square	3"	39-3/4"	1 Each
Labor Saver 3" Column / 10" Plate / Table Ht. (Bolt Down)	LS-3-TABLE-2	9-3/4" Square	3"	27-1/4"	1 Each



Description	Item Number	Base Spread	For Column Diameter	Max Top Size	Packed
Base Plate & Cover / 8" / Black Matte / (Bolt Down)	3008-BP	8"	3"	24" x 24"	1 Each

## COLUMN WITH WELDED SQUARE PLATE



Description	Item Number	Top Plate	Column Diameter	Overall Height	Packed
Labor Saver 3" Column / 8" Plate / Bar Ht.	LS-3-BAR	7-3/4" Square	3"	38"	1 Each
Labor Saver 3" Column / 8" Plate / Table Ht.	LS-3-TABLE	7-3/4" Square	3"	26"	1 Each
Labor Saver 4" Column / 10" Plate / Bar Ht.	LS-4-BAR	9-3/4" Square	4"	38"	1 Each
Labor Saver 4" Column / 10" Plate / Table Ht.	LS-4-TABLE	9-3/4" Square	4"	26"	1 Each




## BASE PLATE - STYLE X



End Table Style

Description	Item Number	Base Spread	For Column Diameter	Max Top Size	Packed
Base Plate / 5" x 22" / Black Matte / End Style	2001-BP	5" x 22"	3"	32" x 48" (with 2 bases)	1 Each
Base Plate / 22" x 30" / Black Matte / Style X	2002-BP	22" x 30"	3"	30" x 42"	1 Each
Base Plate / 5" x 30" / Black Matte / End Style	2003-BP	5" x 30"	3"	36" x 48" (with 2 bases)	1 Each
Base Plate / 24" x 30" / Black Matte / Style X	2004-BP	24" x 30"	3"	36" x 42"	1 Each
Base Plate / 22" x 22" / Black Matte / Style X	2022-BP	22" x 22"	3"	30" x 30"	1 Each
Base Plate / 30" x 30" / Black Matte / Style X	2030-BP	30" x 30"	3"	36" x 36"	1 Each
Base Plate / 33" x 33" / Black Matte / Style X	2033-BP	33" x 33"	3"	40" x 40"	1 Each
Base Plate / 36" x 36" / Black Matte / Style X	2036-BP	36" x 36"	4"	54" x 54"	1 Each
Base Plate / 40" x 40" / Black Matte / Style X	2040-BP	40" x 40"	4"	60" Round	1 Each

## BASE PLATE - ROUND FLAT STYLE



Description	Item Number	Base Spread	For Column Diameter	Max Top Size	Packed
Base Plate / 18" Round / Black Matte / Flat Style	3318-BP	18"	3"	24" X 24"	1 Each
Base Plate / 22" Round / Black Matte / Flat Style	3322-BP	22"	3"	36" x 36"	1 Each
Base Plate / 22" Round / Black Matte / Flat Style	3322-BP-4	22"	4"	36" x 36"	1 Each
Base Plate / 26" Round / Black Matte / Flat Style	3326-BP-4	26"	4"	42" Round	1 Each
Base Plate / 30" Round / Black Matte / Flat Style	3330-BP	30"	4"	60" Round	1 Each

## BASE PLATE - ROUND DOME STYLE



Description	Item Number	Base Spread	For Column Diameter	Max Top Size	Packed
Base Plate / 17" Round / Black Matte / Dome Style	3017-BP	17"	3"	24" x 24"	1 Each
Base Plate / 18" Round / Black Matte / Dome Style	3018-BP	18"	3"	24" x 24"	1 Each
Base Plate / 22" Round / Black Matte / Dome Style	3022-BP	22"	3"	36" x 36"	1 Each
Base Plate / 22" Round / Black Matte / Dome Style	3022-BP-4	22"	4"	36" x 36"	1 Each
Base Plate / 26" Round / Black Matte / Dome Style	3026-BP	26"	4"	42" Round	1 Each
Base Plate / 28" Round / Black Matte / Dome Style	3028-BP	28"	4"	60" Round	1 Each
Base Plate / 30" Round / Black Matte / Dome Style	3030-BP	30"	4"	60" Round	1 Each

# Conversion Chart

Fractions	Inches	mm	Fractions	Inches	mm
1/64	.0156	.3969	33/64	.5156	13.097
1/32	.0313	.7938	17/32	.5313	13.494
3/64	.0469	1.191	35/64	.5469	13.891
1/16	.0625	1.588	9/16	.5625	14.288
5/64	.0781	1.984	37/64	.5781	14.684
3/32	.0938	2.381	19/32	.5938	15.081
7/64	.1094	2.778	39/64	.6094	15.478
<b>1/8</b>	<b>.125</b>	<b>3.175</b>	<b>5/8</b>	<b>.625</b>	<b>15.875</b>
9/64	.1406	3.572	41/64	.6406	16.272
5/32	.1563	3.969	21/32	.6563	16.669
11/64	.1719	4.366	43/64	.6719	17.066
3/16	.1875	4.763	11/16	.6875	17.463
13/64	.2031	5.159	45/64	.7031	17.859
7/32	.2188	5.556	23/32	.7188	18.256
15/64	.2344	5.953	47/64	.7344	18.653
<b>1/4</b>	<b>.25</b>	<b>6.350</b>	<b>3/4</b>	<b>.75</b>	<b>19.050</b>
17/64	.2656	6.747	49/64	.7656	19.447
9/32	.2813	7.144	25/32	.7812	19.844
19/64	.2969	7.541	51/64	.7969	20.241
5/16	.3125	7.938	13/16	.8125	20.638
21/64	.3281	8.334	53/64	.8281	21.034
11/32	.3438	8.731	27/32	.8438	21.431
23/64	.3594	9.128	55/64	.8594	21.828
<b>3/8</b>	<b>.375</b>	<b>9.525</b>	<b>7/8</b>	<b>.875</b>	<b>22.225</b>
25/64	.3906	9.922	57/64	.8906	22.622
13/32	.4062	10.319	29/32	.9063	23.019
27/64	.4219	10.716	59/64	.9219	23.416
7/16	.4375	11.113	15/16	.9375	23.813
29/64	.4531	11.509	61/64	.9531	24.209
15/32	.4688	11.906	31/32	.9688	24.606
31/64	.4844	12.303	63/64	.9844	25.003
<b>1/2</b>	<b>.5</b>	<b>12.700</b>	<b>1</b>	<b>1</b>	<b>25.400</b>





## **CONTACT INFO**

1255 South Park Dr,  
Kernersville, NC 27284 USA  
Tel. 336-996-7774  
Fax 336-996-1812

E-mail: [info@petermeier.com](mailto:info@petermeier.com)

[www.PeterMeier.com](http://www.PeterMeier.com)